

2nd Grade
HOMework
PACKET #15

*Watch this week's story "A Weed is a Flower"
at PORTVILLE-STUDY.COM
in "Our 2nd Grade Library" menu option.*

Name:


Date Due:

**Parent/
Guardian
Signature:**

Name _____



child



pie



night



cry

blind dry flight mild sight try

Change one letter in each word to make a word from the box.
Write the word on the line.

1. mold

2. blond

Write two words from the box that rhyme with



3. _____

4. _____


Write two words from the box that rhyme with



5. _____

6. _____

Find the word that has the same long i sound as the picture.



7. tie
 tin
 tip

8. sunny
 shy
 spill



Home Activity Your child reviewed the long i sound spelled *i, ie, igh,* and *y*. Help your child write a story using some of the words on this page, as well as some other long *i* words, such as *myself, fright, right, lie, behind,* and *find*. Encourage your child to read the story aloud for other family members or friends.

Name _____

Read the story. Follow the directions.

A Surprise for Carlos

Jeff wanted to have a surprise party for Carlos. He asked Meg to help him. First they chose a day and time. Next, they invited all Carlos's friends. The day before the party, they made the food and decorated Jeff's house. On the day of the party Carlo's friend came to Jeff's. After they were all there, Jeff called Carlos and asked him to come over. When Jeff opened the door, everyone yelled "Surprise!" Finally, they all had a good time at the party.

1. Write the numbers 1, 2, 3 to show the correct order of story events.

Meg and Jeff made food for the party.

Meg and Jeff chose a date for the party.

Carlo's friends yelled "Surprise!"

2. The writer used words that give clues to the order of events. List three of these words:

Copyright © Pearson Education, Inc., or its affiliates. All Rights Reserved. 2



Home Activity Your child read a story that is realistic fiction. Reread the story together, identifying the order of events (sequence). Discuss things the friends did that most kids might do in real life.

Name _____

Comparative Endings -er, -est

Generalization When adding -er and -est, some base words do not change: sooner, soonest. Others do change: busier, busiest, fatter, fattest.

Sort the list words by -er and -est.

-er

-est

1. _____

2. _____

3. _____

4. _____

5. _____

6. _____

7. _____

8. _____

9. _____

10. _____

11. _____

12. _____

Words to Read

13. _____

14. _____

Spelling Words

1. sooner
2. soonest
3. hotter
4. hottest
5. busier
6. busiest
7. happier
8. happiest
9. smaller
10. smallest
11. fatter
12. fattest
Words to Read
13. money
14. question

Copyright © Pearson Education, Inc., or its affiliates. All Rights Reserved. 2



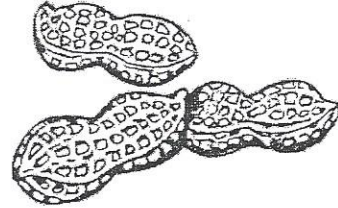
Home Activity Your child is learning to spell words with -er and -est. To practice at home, ask your child to point out which base words change when adding -er and -est.

Name _____

Verbs: *Am, Is, Are, Was, Were*

Circle the correct verb in ().

1. Inventors (is, are) people with questions.
2. A rose (is, are) not a weed.
3. Sweet potatoes (was, were) easy to grow.
4. Money (was, were) not important to Carver.



Choose the correct verb in (). Write the sentence.

5. Peanuts (are, is) good for people.

6. Different crops (was, were) better.

7. Carver's life (was, were) simple.

8. I (am, is) fond of sweet potatoes.



Home Activity Your child reviewed *am, is, are, was, and were*. Read aloud each numbered sentence on this page saying *blank* for the words in parentheses. Let your child tell you whether *am, is, are, was, or were* completes each sentence.

Name _____

Read the text. Write the answer to each question.

Rachel Carson

How do we know so much about the ocean? Rachel Carson was a brilliant scientist and writer. She wrote about the ocean in her books *The Sea Around Us* and *The Edge of Sea*. Born in 1907 in Pennsylvania, Rachel's love of nature came at an early age from her mother. Rachel felt it was important to protect Earth's natural resources too. She found that some chemicals were dangerous to living things. They were harming crops and people. She wrote a book called *Silent Spring*. In her book, Rachel warned about the danger of using certain chemicals. At the time, there weren't many women scientists. Some scientists believed Rachel's ideas were wrong. But Rachel fought bravely to protect the natural world. In 1963, she went to the government and asked for new policies to protect people's health and the environment.

1. How do you know this story is a biography?

The story is about a real person.

The story is about a make-believe person.

2. What fact tells you Rachel Carson was interested in the ocean?

3. Which sentence in the story is an opinion?



Home Activity Your child read a biography and answered questions about it. Reread the story together and have your child underline the facts and circle the opinions that tell about Rachel Carson's life.

Here are ways to help your child practice skills while having fun!

Day 1

Write these words: *big, lucky, wet, kind, fast*. Have your child add *-er* or *-est* to each word and write the new words, as in *bigger* and *biggest*.

Day 2

Your child has been learning to distinguish between fact and opinion. Show your child three different objects. For each object, make a factual statement about the object. Then ask your child to turn the statement of fact into an opinion. For example, *this cup is green* can be changed to *this cup is a pretty color*.

Day 3

Have your child read these words: *clothes, hours, money, neighbor, only, question, taught*. Help your child write the words in sentences. Ask your child to underline the listed words.

Day 4

Have your child write these spelling words: *busier, busiest, fatter, fattest, happier, happiest, hotter, hottest, smaller, smallest, sooner, soonest*. Use puppets or stuffed animals to act out a conversation using these spelling words.

Day 5

This week your child learned about facts and opinions. Play a game of Simon says using facts and opinions. Instead of using motions, Simon makes statements of facts and opinion. For example, Simon says, *This is a table*. For each fact that Simon says, have your child hold up two fingers. For each opinion (for example, *The flower is beautiful*), have your child form an o with his or her fingers.

Name

Family Times

You are your child's first and best teacher!

This week we're

Reading A Weed Is a Flower: The Life of George Washington Carver



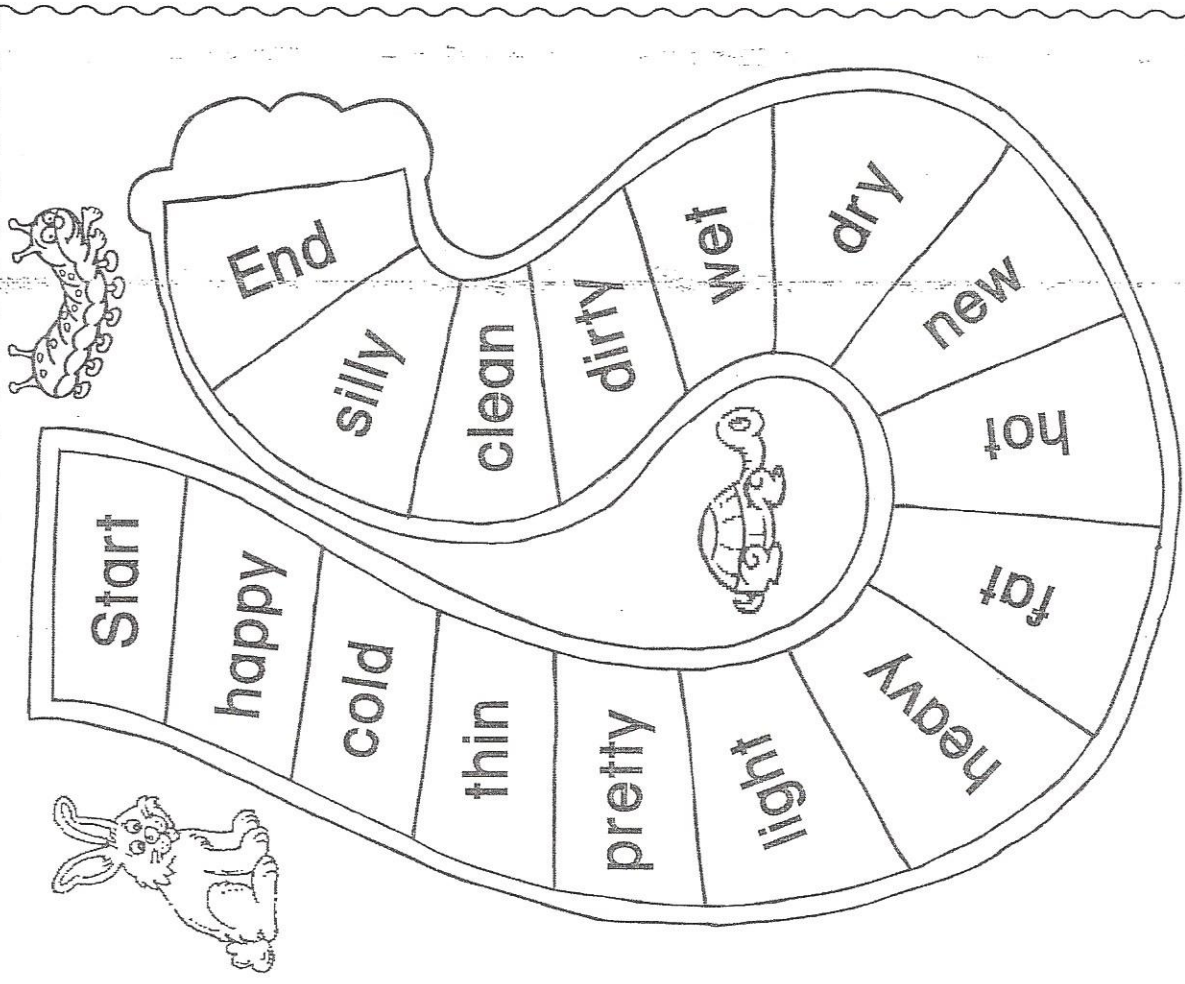
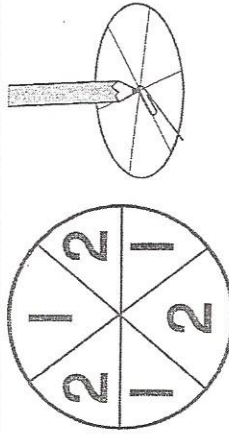
Talking About Where creative ideas come from
Learning About Comparative Endings
Fact and Opinion

Spin It

Materials paper, paper clip, pencil, marker,
1 button per player

Game Directions

1. Make a simple spinner as shown. Players place buttons on Start.
2. Take turns spinning. Move forward that number of spaces on the game board.
3. Read the word in the space. Name the word created by adding *-er* to that word. Name the word created by adding *-est* to that word. If you can tell correctly whether or not the final consonant must be doubled or changed to *i* to add *-er* or *-est*, move ahead one space. Play passes to the next player. The game continues until all players reach End.



Answers:
 happy; happier, happiest (yes); cold, colder, coldest (no);
 thin, thinner, thinnest (yes); pretty, prettier, prettiest
 (yes); light, lighter, lightest (no); heavy, heavier, heaviest
 (yes); fat, fatter, fattest (yes); hot, hotter, hottest (yes);
 new, newer, newest (no); dry, drier, driest (yes); wet, wetter,
 wettest (yes); dirty, dirtier, dirtiest (yes); clean, cleaner,
 cleanest (no); silly, sillier, silliest (yes)

Unit 3, Week 5

A Weed is a Flower

Spelling Words

Comparative Endings

1. busier
2. busiest
3. fatter
4. fattest
5. happier
6. happiest
7. hotter
8. hottest
9. smaller
10. smallest
11. sooner
12. soonest



2nd Grade Word Lists

Book: Scott Foresman Reading Street 2.1

Unit: 3

Page: 486

Story: A Weed Is a Flower

Spelling Words

busier
busiest
fatter
fattest
happier
happiest
hotter
hottest
smaller
smallest
sooner
soonest

High Frequency Words

clothes
hours
money
neighbor
only
question
taught

Story Words

agriculture
college
greenhouse
laboratory