

1st Grade HOMEWORK PACKET #23

*Watch this week's story "I'm a Caterpillar"
at PORTVILLE-STUDY.COM
in "Our 1st Grade Library" menu option.*

Name:

Date Due:

**Parent/
Guardian
Signature:**

Here are ways to help your child practice skills while having fun!

Day 1

Write these words on cards and turn them face down: *perch, serve, dirt, third, curb, surf*. Take turns picking a card and offering clues so the other person can guess the word. Then have your child read the words.

Day 2

Write these phrases: *she is, they have, we are, he is, you have, you are, we have*. Take turns writing the correct contraction for each phrase.

Day 3

Write the following words in a list: *done, know, push, visit, wait*. Have your child write sentences that use at least one list word in each.

Day 4

Write each spelling word on a card: *her, first, bird, girl, burn, were, shirt, fur, hurt, sir*. Sort the words by rules of your child's choice.

Day 5

This week your child is learning to distinguish fact from opinion. Place an assortment of food items on a tray. Point to each item and make a statement about the item that is either a fact (e.g., the apple is red) or an opinion (e.g., red apples are the best). Ask your child to identify your statement as either fact or opinion. Then reverse roles and have your child make the statements and you identify them as fact or opinion.

Name

Family Times

You are your child's first and best teacher!

This week we're

Reading I'm a Caterpillar



Talking About What changes we can observe in nature

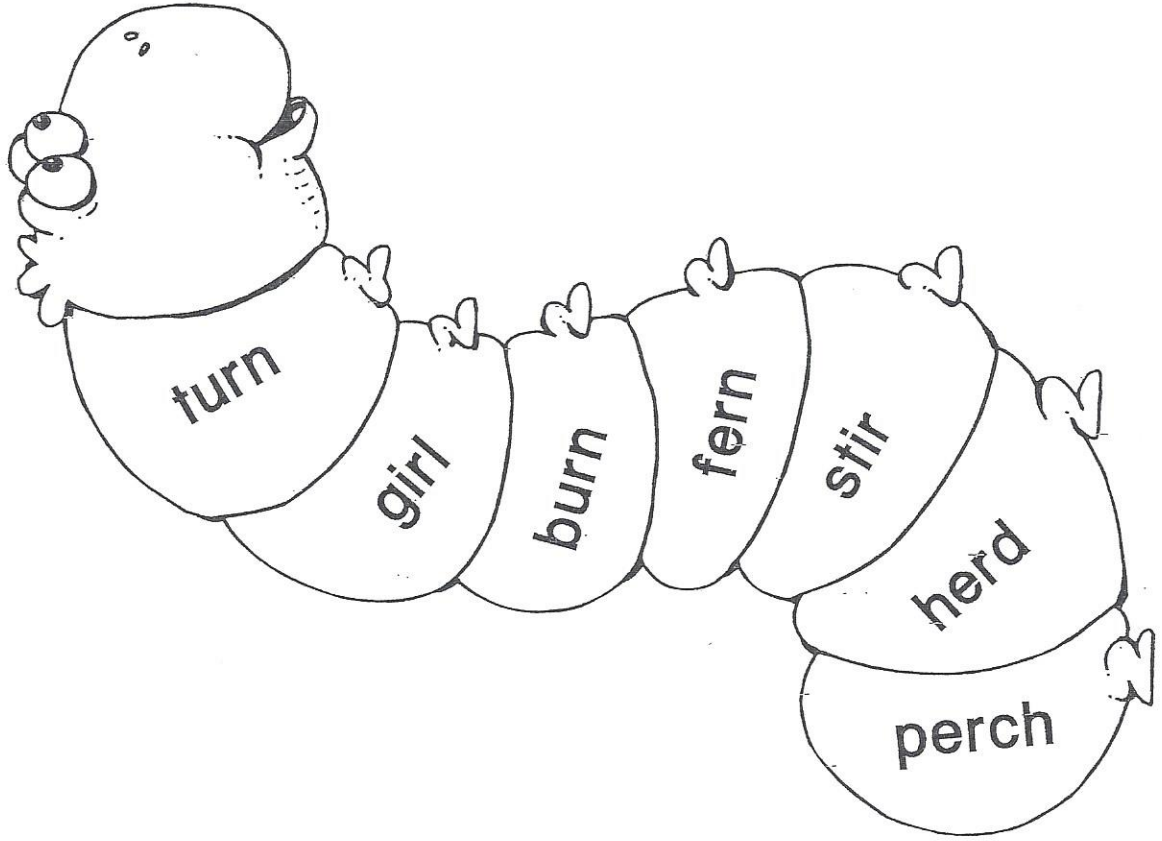
Learning About *r*-Controlled *er, ir, ur*
Contractions; Fact and Opinion

Colorful Caterpillar

Materials green, orange, and yellow crayons

Game Directions

1. Together, read the words in the caterpillar.
2. Color the *ur* words green. Color the *ir* words orange. Color the *er* words yellow.
3. Draw new sections to extend the caterpillar. Ask your child to write as many new words with *ur*, *ir*, and *er* (*shirt, nurse, purse, bird, clerk*) as he or she can and color the new sections.



Name _____

Add **-ing** to each word.
Write the new word on the line.

1. sit _____

2. nap _____

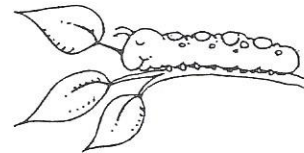
Add **-ed** to each word.
Write the new word on the line.

3. dot _____

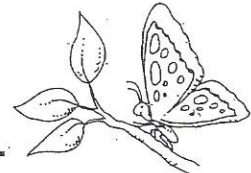
4. hop _____

Use the words you wrote to finish the sentences.
Write the words on the lines.

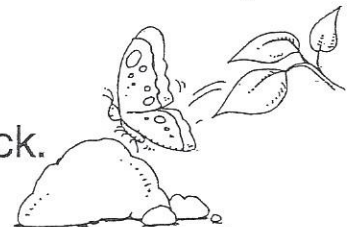
5. The caterpillar is _____.



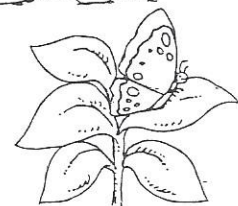
6. The butterfly has _____ wings.



7. The butterfly _____ to a rock.



8. It is _____ on a plant.



Copyright © Pearson Education, Inc., or its affiliates. All Rights Reserved. 1



Home Activity Your child reviewed words that end with *-ed* and *-ing*. Read a storybook with your child and look for words that end in *-ed*. Have your child use each word you find in a new sentence. Repeat with words that end in *-ing*.

Name _____

Circle a word to finish each sentence.
Write it on the line.




garden

yard yak

1. What is that in the _____ ?

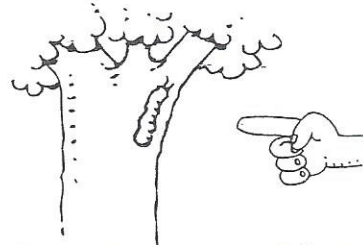
base bark

2. Look on the tree _____ !



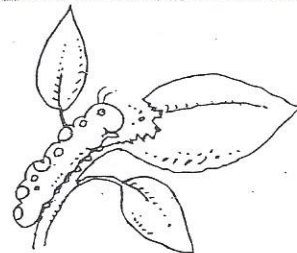
harm ham

3. It will not _____ you.




large lung

4. It is eating the _____ leaf.



pork park

5. One day it will fly to a _____ .



Copyright © Pearson Education, Inc., or its affiliates. All Rights Reserved. 1



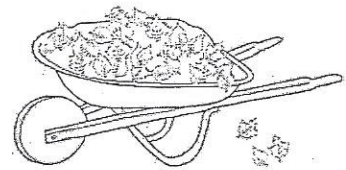
Home Activity Your child reviewed words with *ar* that have the sound heard in *garden*. Work with your child to make a list of words that rhyme with *bark* and *yard*.

Name _____


Read the words in the box. Then pick one to finish each sentence.
Write it on the line.

done know push visit wait

1. I _____ it's cold when I start to shiver.



2. It is hard to _____ this filled with leaves.



3. We _____ my grandmother every year.

4. I _____ to see the caterpillar crawl in the grass.



5. The squirrel is _____ gathering nuts for winter.

Copyright © Pearson Education, Inc., or its affiliates. All Rights Reserved. 1



Home Activity Your child learned to read the words *caterpillar*, *chrysalis*, *crawl*, *done*, *know*, *pupa*, *push*, *shiver*, *visit*, *wait*, and *year*. Ask your child to use each word in a spoken sentence.

Name _____

Words with *er, ir, ur*

Look at the word. Say it. Listen for the short *a* sound.

Write each word.

Check it.

1. her

2. first

3. bird

4. girl

5. burn

6. were

7. shirt

8. fur

9. hurt

10. sir

Words to Read

11. visit

12. done




Home Activity Your child is learning to spell words with *er, ir, and ur*. To practice at home, have your child say each word and point to the vowel spelling.

Name _____

Verbs: Am, Is, Are, Was, Were

Circle the verb in () that completes each sentence correctly.

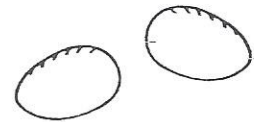
1. Today I (am, is) in the yard.
2. A bug (are, is) on my arm.
3. A bird (was, were) on my hand.
4. Last week the bugs (were, was) red.
5. Today the bugs (is, are) white.



Choose the correct verb in () to complete the sentence.
Write the verb on the line.


6. Eggs _____ small.

(are, is)




7. The bird _____ soft.

(am, is)



8. The hen _____ hungry.

(was, were)




Copyright © Pearson Education, Inc., or its affiliates. All Rights Reserved. 1



Home Activity Your child reviewed *am, is, are, was, and were*. Write *am, is, are, was, and were* on paper. With your child, take turns pointing to a verb and using it in a sentence.

A

Number correct:



Name _____



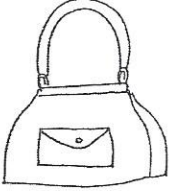



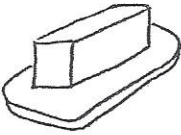


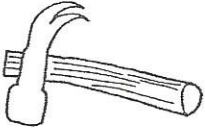
Date _____

*Write the missing number.

1	$10 + 2 = \square$		16	$12 + 3 = \square$	
2	$2 + 1 = \square$		17	$13 + 3 = \square$	
3	$10 + 3 = \square$		18	$14 + 3 = \square$	
4	$4 + 10 = \square$		19	$13 + 5 = \square$	
5	$4 + 2 = \square$		20	$14 + 5 = \square$	
6	$6 + 10 = \square$		21	$15 + 5 = \square$	
7	$10 + 3 = \square$		22	$4 + 14 = \square$	
8	$3 + 3 = \square$		23	$4 + 15 = \square$	
9	$10 + 6 = \square$		24	$12 + \square = 14$	
10	$2 + 1 = \square$		25	$12 + \square = 15$	
11	$12 + 1 = \square$		26	$12 + \square = 16$	
12	$2 + 2 = \square$		27	$\square + 4 = 16$	
13	$12 + 2 = \square$		28	$5 + \square = 16$	
14	$3 + 3 = \square$		29	$5 + \square = 26$	
15	$13 + 3 = \square$		30	$5 + \square = 26$	

Name _____ Date _____

Decoding Test - er/her, ir/bird, ur/purse
Look at each picture. Fill in the bubble by the correct word.

<p>1. </p>	<p>2. </p>
<p>3. </p>	<p>4. </p>
<p>5. </p>	<p>6. </p>
<p>7. </p>	<p>8. </p>
<p>9. </p>	<p>10. </p>

Book Three

Story Five - "I'm a Caterpillar"

done

know

push

visit

wait

Name: _____

Date: _____

Spelling List

1. bird
2. burn
3. first
4. fur
5. girl
6. her
7. hurt
8. shirt
9. sir
10. were



1st Grade Word Lists

Book: Scott Foresman Reading Street

Unit: 3

Page: 158

Story: I'm a Caterpillar

R-controlled *er, ir, ur*

butterfly	bird	burn
clerk	birds	burst
fern	chirp	church
ferns	dirt	churn
germ	girl	curb
her	shirt	curl
jerk	sir	fur
nerve	stir	hurl
perch	swirl	purse
serve	third	return
stern	thirst	slur
swerve	twirl	spur
verb	whir	surf
verse	blur	turn

Contractions *'s, 've, 're*

he's
it's
let's
she's
that's
what's
who's
I've
they've
we've
you've
they're
we're
you're