

1st Grade HOMEWORK PACKET #19

*Watch this week's story "A Place to Play"
at PORTVILLE-STUDY.COM
in "Our 1st Grade Library" menu option.*

Name:

Date Due:

**Parent/
Guardian
Signature:**

Here are ways to help your child practice skills while having fun!

Day 1

Write *baby, busy, cry, dry, family, fly, fry, happy, lucky, pony, silly, sky, try, and why*. Take turns reading a word with your child. If the *y* sounds like long *i*, circle the word with blue. If the *y* sounds like long *e*, circle the word with red.

Day 2

Write each letter on a card: *b, e, g, h, i, m, n, o, s, w*. Together match a consonant to a vowel to make a two-letter word. Words include: *be, me, hi, go, no, so, we, he*.

Day 3

Write these words: *always, become, day, everything, nothing, stays, things*. Give clues for each word. Have your child guess the answer, point to the word, and read it.

Day 4

Write each spelling word on a card: *my, by, try, sunny, handy, fly, cry, lucky, silly, puppy*. Have your child sort the words by ending sound long *e* or long *i*. Take turns reading the words.

Day 5

This week your child is learning about the order of events in a story. Read a story and ask your child to retell the events in order.

Name _____

Family Times

You are your child's first and best teacher!


This week we're

Reading A Place to Play

A Place to Play

Realistic fiction tells about everyday events that could happen to you. Realistic fiction is usually set in our world and is usually about a community, a school, or a new place to play.

By: Anita Shulman
Illustrated by: Marjorie Green-Little



Q How do places change?

Talking About How places change




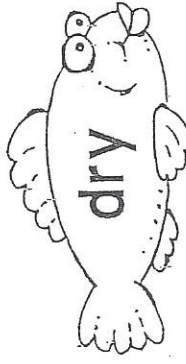

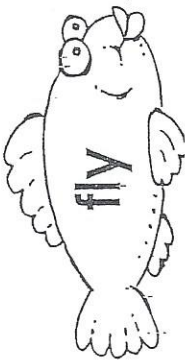






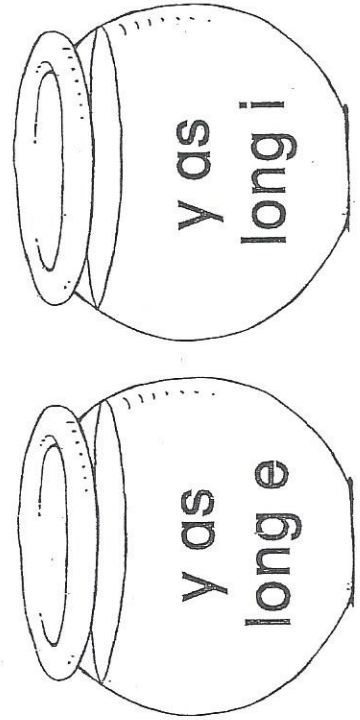
Learning About Vowel Sounds of y
Syllable Patterns CV
Sequence

Here Fishy. Fishy

Materials paper, marker, scissors, 12 paper clips, 24-inch piece of string, small magnet, ruler or wooden spoon


Game Directions

1. Prepare a set of 12 paper fish as shown. Then make two fishbowl shapes. On one write "y as long i." On the other bowl write "y as long e."
2. Tie one end of the string to the magnet and the other end to a ruler or wooden spoon.
3. Put a paper clip on each fish. Scatter the fish on the floor and take turns catching them with the magnet "bait."
4. When a player catches a fish, the player says the word, spells it, and then puts the fish by the proper fish bowl. Play continues until all the fish are caught.



Name _____

Circle a word to finish each sentence.
Write it on the line.



tree

seed sad

1. Shelly planted a _____.




weds weeds

2. Shelly and Lee got the _____ out.



he hi

3. "I see a big beet!" _____ said.



nod need

4. Lee said, "I _____ help."



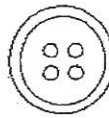
peel pal

5. Mom will _____ the beet so we can eat!



Name _____

Pick letters from the box to finish each word.
Write the letters on the lines.



button

dd ll pp sk



1. The man rakes the fa _____ en leaves.

2. Plants are in a ba _____ et.

3. A bee gets the po _____ en.

4. A kitten is hi _____ en.

5. What will ha _____ en when he wants the plants?



Home Activity Your child completed words with two syllables that have two consonants in the middle. Name some plants and flowers that grow in your community. Ask your child to identify the middle consonant sounds in the words.

Name _____

Read the words in the box. Then pick one to finish each sentence. Write it on the line. Hint: You will not use three words.

always art becomes day everything
grew nothing stays things sunset



1. Dave _____ plays in the sand.

2. The boy makes a tower every _____.

3. _____ will stop him.

4. He also looks for _____ in the sand.

5. This beach _____ cool at night.

6. If he _____, Dave will get cold.



7. Dave picks up _____ of his.



Name _____

Words with Vowel Sounds of y

Look at the word. Say it. Listen for the long e or long i sound.

Write each word.

Check it.

1. my

2. by

3. try

4. sunny

5. handy

6. fly

7. cry

8. lucky

9. silly

10. puppy

Words to Read

11. things

12. always



Home Activity Your child is learning to spell words in which the long e or long i sound is spelled y. To practice at home, have your child look at the word, say it, spell it, and then spell it with eyes closed.

Name _____

Action Verbs

Circle the verb in each sentence.

1. The boy plays ball.
2. The girl runs fast.
3. The plant grows big.



Circle the correct verb in () to complete each sentence.
Write the verb on the line.

4. The boy _____ to his friend.
(plays, talks)

5. Benny _____ at the plant.
(looks, grows)

6. Mr. Gray _____ here.
(likes, lives)



Subtraction Practice Series

Worksheet 1

Find the difference.

$1 - 1 = \underline{\quad}$

$6 - 2 = \underline{\quad}$

$5 - 3 = \underline{\quad}$

$2 - 1 = \underline{\quad}$

$8 - 3 = \underline{\quad}$

$5 - 1 = \underline{\quad}$

$5 - 2 = \underline{\quad}$

$10 - 9 = \underline{\quad}$

$10 - 6 = \underline{\quad}$

$3 - 3 = \underline{\quad}$

$8 - 2 = \underline{\quad}$

$4 - 1 = \underline{\quad}$

$9 - 1 = \underline{\quad}$

$10 - 2 = \underline{\quad}$

$3 - 1 = \underline{\quad}$

$10 - 3 = \underline{\quad}$

$9 - 2 = \underline{\quad}$

$7 - 1 = \underline{\quad}$

$4 - 2 = \underline{\quad}$

$10 - 4 = \underline{\quad}$

$7 - 2 = \underline{\quad}$

$2 - 1 = \underline{\quad}$

$6 - 3 = \underline{\quad}$

$10 - 5 = \underline{\quad}$

$4 - 3 = \underline{\quad}$

$7 - 4 = \underline{\quad}$

$9 - 7 = \underline{\quad}$

$6 - 1 = \underline{\quad}$

$2 - 2 = \underline{\quad}$

$7 - 3 = \underline{\quad}$

$3 - 2 = \underline{\quad}$

$3 - 1 = \underline{\quad}$

$3 - 0 = \underline{\quad}$

$9 - 3 = \underline{\quad}$

$8 - 1 = \underline{\quad}$

$8 - 6 = \underline{\quad}$



Book Three

Story One - "A Place to Play"

always

become

day

everything

nothing

stays

things

Name: _____


Date: _____

Spelling List

1. by
2. cry
3. fly
4. handy
5. lucky
6. my
7. puppy
8. silly
9. sunny
10. try

Name _____

Circle a word to finish each sentence.
Write it on the line.



He Hi

1. " _____," Luke said.



Hi He

2. _____ is little.




No Nod

3. _____ one can see him.




so see

4. She is _____ big.



bed be

5. He will grow to _____ big too.



Home Activity Your child practiced reading words with the long vowel pattern heard in *me*, *hi*, and *go*. Work with your child to make a list of words with the long e sound spelled e and the long o sound spelled o.



1st Grade Word Lists

Book: Scott Foresman Reading Street

Unit: 3

Page: 20

Story: A Place to Play

Long *i* Spelled *y* ; Long *e* Spelled *y*

dry	bunny	lucky
Dy	candy	many
fry	choppy	messy
my	daddy	muddy
shy	Danny	penny
sky	fifty	pretty
sly	fluffy	sandy
Sy	funny	sleepy
try	fussy	sloppy
why	happy	smelly
baby	hungry	tummy
Bobby	jelly	ugly
buddy	Jimmy	very
bumpy	kitty	yummy

Long Vowel Pattern CV

ago	Jo
also	me
be	Mo
by	my
cry	no
Di	pro
go	she
he	so
hello	we
hi	why
I	