

# 1<sup>st</sup> Grade HOMEWORK PACKET #17

*Watch this week's story "Life in the Forest"  
at [PORTVILLE-STUDY.COM](http://PORTVILLE-STUDY.COM)  
in "Our 1<sup>st</sup> Grade Library" menu option.*

**Name:**

---

**Date Due:**

---

**Parent/  
Guardian  
Signature:**

---

Here are ways to help your child practice skills while having fun!


Name \_\_\_\_\_

# Family Times

You are your child's first and best teacher!

This week we're

Reading Life in the Forest



Talking About What lives in the forest

Learning About Long u: u\_e; Long e: e\_e

Inflected Ending -ed

Author's Purpose

**Day 1**

Play a rhyming game. Write these words: *cute, mule, tune, tube, rule, cube, flute*. Ask your child to use the rhyming words to tell a story about two friends named Pete and Gene.

**Day 2**

Write each word on a card: *mix, mixed, pack, packed, end, ended, hand, handed, play, played, ask, asked*. Place the cards face down. Take turns flipping over two cards, trying to make a match.

**Day 3**

Write the following words in a list: *around, find, food, grow, under, water*. Together, write a story about life under water using the words.

**Day 4**

Write each spelling word on a card: *huge, June, rule, tube, use, cube, cute, flute, rude, mule*. Talk about ways you can sort the words into groups that make sense.

**Day 5**

This week your child is learning to think about why an author might have written a story. As you read together, stop and discuss the author's purpose.

# Coin Toss

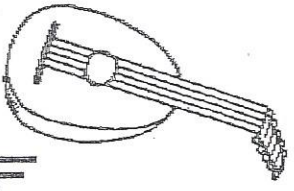
Materials paper, markers, 1 coin

## Game Directions


1. Make a large game board like the one shown.
2. Players take turns tossing the coin onto the game board and saying a long *u* word that begins with the letters shown in the square.
3. A correct answer earns the number of points shown in that square.
4. The first player to get 10 points wins!



cube

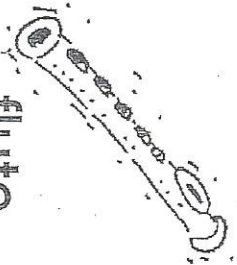


lute

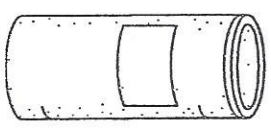


June


c 3	l 4	m 3
f 2	f 2	f 4
J 2	d 3	f 2
pr 2	r 2	h 4



flute



tube




dude

Name \_\_\_\_\_

Pick a word from the box to match each picture.  
Write it on the line.

bone hole home nose note pole robe rope

1.



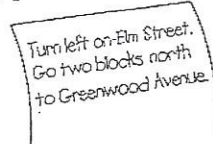
\_\_\_\_\_  
-----  
\_\_\_\_\_

2.



\_\_\_\_\_  
-----  
\_\_\_\_\_

3.




\_\_\_\_\_  
-----  
\_\_\_\_\_

4.




\_\_\_\_\_  
-----  
\_\_\_\_\_

5.



\_\_\_\_\_  
-----  
\_\_\_\_\_

6.



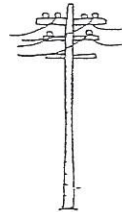
\_\_\_\_\_  
-----  
\_\_\_\_\_

7.




\_\_\_\_\_  
-----  
\_\_\_\_\_

8.



\_\_\_\_\_  
-----  
\_\_\_\_\_

Find the word that has the same vowel sound as .  
Mark the  to show your answer.

9.  rod  
 rode  
 ride

10.  spoke  
 space  
 smock

Copyright © Pearson Education, Inc., or its affiliates. All Rights Reserved. 1



**Home Activity** Your child reviewed words with the long o sound spelled o - e, as in *bone*. Give a clue about each long o word shown above and challenge your child to guess it. For example: *What does a dog like to chew? (bone)*

Name \_\_\_\_\_


Pick a contraction from the box to finish each sentence.  
Write it on the line. Remember to use capital letters at the beginning of a sentence.

can not = can't    do not = don't  
he will = he'll    is not = isn't

\_\_\_\_\_

\_\_\_\_\_


1. \_\_\_\_\_ jump on a rock.



\_\_\_\_\_

\_\_\_\_\_


2. He \_\_\_\_\_ find good food.



\_\_\_\_\_

\_\_\_\_\_


3. \_\_\_\_\_ eat that!



\_\_\_\_\_

\_\_\_\_\_

4. \_\_\_\_\_ this good?



Find the contraction for the two words.  
Mark the  to show your answer.

5. I + am     I'm  
                   I'll  
                   isn't

6. you + will     I'm  
                      you're  
                      you'll



**Home Activity** Your child wrote contractions to finish sentences. Say one of the following word pairs and ask your child to combine them into a contraction: *could not, have not, was not, she will, I am* (couldn't, haven't, wasn't, she'll, I'm).

Name \_\_\_\_\_

Read the words in the box. Then pick one to finish each sentence.  
Write it on the line.

around find food grow under water

1. The hummingbirds \_\_\_\_\_ food.




2. The bears are \_\_\_\_\_ the bush.



3. The squirrels eat \_\_\_\_\_.



4. The fox finds \_\_\_\_\_ in the forest.



5. The woodpecker taps \_\_\_\_\_ the tree.



6. The leaves \_\_\_\_\_ on trees.



Name \_\_\_\_\_

# Singular and Plural Nouns

Finish the sentences.

Write the correct word on the line.

1. Three \_\_\_\_\_ are by the tree.  
 (rock, rocks)

2. Six \_\_\_\_\_ are on the rocks.  
 (bug, bugs)

3. One \_\_\_\_\_ eats the bugs.  
 (frog, frogs)

4. Two \_\_\_\_\_ sit on a log.  
 (bird, birds)

5. One \_\_\_\_\_ eats the nuts.  
 (bear, bears)

6. Three \_\_\_\_\_ have flowers.  
 (plant, plants)

Copyright © Pearson Education, Inc., or its affiliates. All Rights Reserved. 1



Home Activity Your child reviewed plural nouns. Point to objects around your home and help your child write the name of the object and its plural form.

## Life in the Forest

What lives in the forest?

We can find life all around the forest.

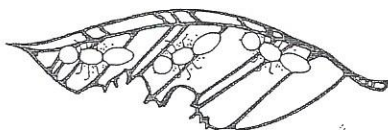
It is a busy place.

Sun shines on the leaves

and helps them grow.

Many bugs like eating leaves.

Yum, yum!



The bugs eat and eat.

A woodpecker sits on a branch.

Peck! Peck! Peck!

The woodpecker pecks for bugs.

This huge log is soft and damp.

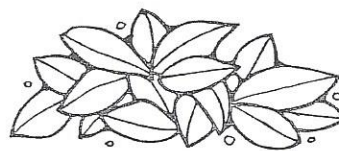
Water has made the log rot.

Small bugs made a home in the log.

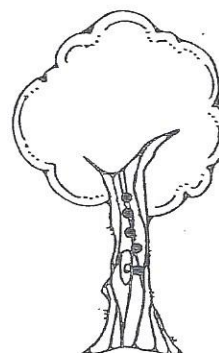
This bird hops on the log

and pecks at it.


It gets bugs from the log.



The sun helped  
these leaves grow  
wide and flat.



These holes  
tell us that a  
woodpecker  
has pecked  
on this tree.




Nuts grow on trees and then fall all around.

Squirrels find the nuts and eat them.




The black bear eats  
leaves, grass, and nuts.  
It likes grubs too.



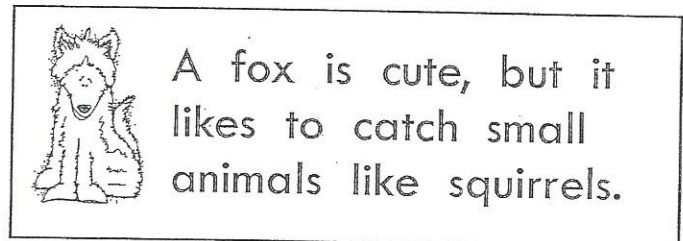
This bear looked for  
grubs under these rocks.

Grubs are small bugs under rocks and logs.

Many plants have shapes like tubes. Small  
hummingbirds like to sip food and water from these  
plants. Hummingbirds can catch bugs for food too.



The forest is filled with  
life. Many animals and



A fox is cute, but it  
likes to catch small  
animals like squirrels.

plants call it home. It is a busy place!


**Tested Words:** around find

food grow under water



**Selection Words:** bear forest leaves

hummingbirds squirrels woodpecker



Name \_\_\_\_\_ Date \_\_\_\_\_

Comprehension Test - *Life in the Forest*

Fill in the bubble to show the correct answer.

---

1. A forest is \_\_\_\_\_.

- ① a lot of sand      ② a lot of water      ③ a lot of trees

---

2. Bugs like to eat \_\_\_\_\_.

- ① leaves      ② loves      ③ rocks

---

3. A woodpecker makes \_\_\_\_\_ in trees to get bugs.

- ① nuts      ② holes      ③ hills

---

4. Plants need \_\_\_\_\_ to grow.

- ① rocks and sand      ② sun and water      ③ a big stick

---

5. A fox can catch a \_\_\_\_\_.

- ① tree      ② bear      ③ squirrel

---

6. Squirrels find nuts to \_\_\_\_\_.

- ① grow them      ② play with them      ③ eat them



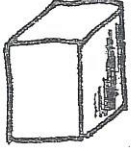

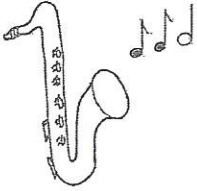
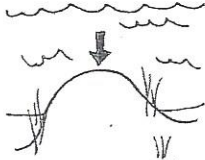


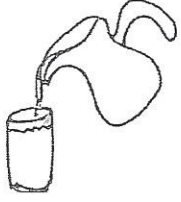

---

7. This story tells about \_\_\_\_\_ in a forest.


- ① a cute mule      ② animals and plants      ③ a small tube
-

Name \_\_\_\_\_ Date \_\_\_\_\_

Decoding Test - u\_e/flute, u\_e/cube, e\_e/these, suffix \_ed  
Look at each picture. Fill in the bubble by the correct word.

1.  ① rude ② flat ③ flute ④ cure	2.  ① mute ② mud ③ use ④ mule
3.  ① cube ② cub ③ cute ④ buck	4.  ① tub ② tube ③ but ④ fuse
5.  ① nut ② cure ③ tune ④ rule	5.  ① dune ② June ③ prune ④ rude
7.  ① eve ② these ③ Steve ④ Zeke	8.  ① pet ② here ③ Pete ④ theme
9.  ① picked ② filled ③ fish ④ fell	10.  ① landed ② fall ③ cab ④ called

**B**

Number correct: 

Name \_\_\_\_\_

Date \_\_\_\_\_

\*Write the missing number.

1	$10 - 8 = \square$		16	$10 - \square = 0$	
2	$10 - 9 = \square$		17	$9 - \square = 0$	
3	$10 - 8 = \square$		18	$8 - \square = 0$	
4	$10 - 9 = \square$		19	$10 - \square = 1$	
5	$10 - 7 = \square$		20	$9 - \square = 1$	
6	$10 - 9 = \square$		21	$8 - \square = 1$	
7	$10 - 8 = \square$		22	$\square - 5 = 5$	
8	$10 - 7 = \square$		23	$\square - 5 = 4$	
9	$10 - 3 = \square$		24	$\square - 5 = 3$	
10	$10 - 7 = \square$		25	$10 - 8 = 9 - \square$	
11	$10 - 6 = \square$		26	$8 - 6 = 10 - \square$	
12	$10 - 4 = \square$		27	$8 - \square = 10 - 2$	
13	$10 - 3 = \square$		28	$9 - \square = 10 - 2$	
14	$10 - 7 = \square$		29	$10 - 3 = 9 - \square$	
15	$10 - 5 = \square$		30	$\square - 1 = 10 - 3$	

# Book Two

Story Five - "Life in the Forest"

around

find

food

grow

under

water

Name: \_\_\_\_\_

Date: \_\_\_\_\_

## Spelling List

1. cube
2. cute
3. flute
4. huge
5. June
6. mule
7. rude
8. rule
9. tube
10. use



# 1<sup>st</sup> Grade Word Lists

Book: Scott Foresman Reading Street

Unit: 2

Page: 146

Story: Life in the Forest

## Long u Spelled u\_e

cube	tube
cute	tubes
Duke	tune
dune	use
flute	uses
fume	eve
fuse	Gene
huge	Pete
June	scene
mule	Steve
mute	these
prune	Zeke
rude	
rule	

## Ending -ed

*(without spelling changes)*

added	looked	spilled
asked	melted	thanked
blocked	misses	tilted
brushed	mixed	twisted
called	packed	walked
checked	pecked	wanted
filled	pitched	wished
grilled	planted	worked
handed	printed	yelled
helped	rested	
jumped	rushed	
landed	smelled	
listed	spelled	